

The MobiliseYourCity Partnership

An introduction

2022

Eléonore François-Jacobs

Acting Coordinator

MobiliseYourCity Global Secretariat



The MobiliseYourCity Partnership:

Empowering cities in the Global
South to transition to sustainable
urban mobility

A leading global partnership between the EU, France and Germany, established at COP21

Donors:



Implementing Partners:



Knowledge and Network Partners:



In collaboration with:



MobiliseYourCity's guiding principles

1

Our vision

We work together as partners to shape low-carbon mobility systems that contribute to efficient, safe, and just cities for all urban residents of today and the future.

2

Our mission

Our mission is to incubate solutions, accelerate the adoption of proven approaches, and facilitate complex change processes to transform urban mobility

Our objectives



Accelerate the green and just transition to sustainable urban mobility



Facilitate access to sustainable innovative finance for large- and small-scale mobility projects



Foster more comprehensive, integrated and participatory urban mobility planning



Close the investment gap for sustainable mobility

The MobiliseYourCity Global Partnership

Our members and donors

65 Cities

15 Countries

5 Donors

Latin-America and the Caribbean

Countries

Colombia
Dominican Republic
Ecuador

Cities

Córdoba, Argentina	Cuenca, Ecuador
Baixada Santista, Brazil	Loja, Ecuador
Belo Horizonte, Brazil	Quito, Ecuador
Brasília, Brazil	Arequipa, Peru
Curitiba, Brazil	Trujillo, Peru
Fortaleza, Brazil	
Recife, Brazil	
Teresina, Brazil	
Ibagué, Colombia	
Havana, Cuba	
Santo Domingo, Dominican Republic	
Ambato, Ecuador	

Donors

European Union
France (AFD, FFEM, MTE)
Germany (BMUV)

Eastern Europe

Cities

Chernivtsi, Ukraine
Lviv, Ukraine
Poltava, Ukraine
Vinnitsia, Ukraine
Zhytomyr, Ukraine

Africa

Countries

Burkina Faso
Cameroon
Ethiopia
Madagascar
Morocco
Togo
Tunisia
Uganda

Cities

Bobo Dioulasso, Burkina Faso
Ouagadougou, Burkina Faso
Douala, Cameroon
Yaoundé, Cameroon
Abidjan, Côte d'Ivoire
Bouaké, Côte d'Ivoire
Dire Dawa, Ethiopia
Hawassa, Ethiopia
Kumasi, Ghana
Mahajanga, Madagascar
Antananarivo, Madagascar
Nouakchott, Mauritania
Al-Assima (Rabat Salé), Morocco

Agadir, Morocco
Beni Mellal, Morocco
Casablanca, Morocco
El Jadida, Morocco
Fes, Morocco
Kenitra, Morocco
Khemisset, Morocco
Khouribga, Morocco
Marrakech, Morocco
Safi, Morocco
Settat, Morocco
Oujda, Morocco
Maputo, Mozambique
Windhoek, Namibia
Niamey, Niger
Dakar, Senegal
Dodoma, Tanzania
Lomé, Togo
Sfax, Tunisia

Asia

Countries

India
The Philippines
Sri Lanka
Thailand

Cities

Yerevan, Armenia
Tbilisi, Georgia
Ahmedabad, India
Kochi, India
Nagpur, India
Medan/Mebidangro, Indonesia
Mandalay, Myanmar
Abbottabad, Pakistan
Peshawar, Pakistan
Swat/Mingora, Pakistan
Kurunegala, Sri Lanka

2

MobiliseYourCity's service areas

Using sustainable urban mobility
planning as a lever for
transformation



Service Areas

1. Mobility planning
2. Capacity building
3. Advocacy
4. Implementation support



Service Areas

1. **Mobility planning**
2. Capacity building
3. Advocacy
4. Implementation support

Our offer

- ✓ We offer technical assistance to do Sustainable Urban Mobility Plans and National Urban Mobility Policies and Investment Programmes
- ✓ We adapt EU methodologies for external application in the global South
- ✓ We provide the partners with model Terms of Reference for SUMP & NUMP preparation
- ✓ We provide lists of experts for technical support
- ✓ We help raise awareness when a city is not yet ready to do a SUMP



The MobiliseYourCity Global Partnership

Status of technical assistance

- 31 Supported SUMPs
- 14 Cities with non-SUMP technical assistance
- 9 Supported NUMPs
- 2 Countries with non-NUMP technical assistance

Latin-America and the Caribbean

Completed
 Santo Domingo, Dominican Republic
 Trujillo, Peru

Ongoing

Córdoba, Argentina	Ambato, Ecuador
La Paz, Bolivia*	San Juan Comalapa, Guatemala*
Baixada Santista, Brazil	Guadalajara, Mexico
Belo Horizonte, Brazil*	Puebla, Mexico*
Teresina, Brazil*	Paraguay
Chile	Antofagasta, Chile
Colombia	Arequipa, Peru
Ibaqué, Colombia*	Uruguay
Curridabat & Montes de Oca, Costa Rica*	
Havana, Cuba	
Ecuador	

Africa

Completed
 Cameroon
 Douala, Cameroon
 Yaoundé, Cameroon
 Morocco*
 Tunisia

Ongoing
 Dire Dawa, Ethiopia
 Kumasi, Ghana
 Bouaké, Ivory Coast
 Al-Assima (Rabat Salé), Morocco
 Casablanca, Morocco
 Khouribga, Morocco
 Maputo, Mozambique
 Dakar, Senegal

Upcoming
 Antananarivo, Madagascar*

Eastern Europe

Completed
 Chernivtsi, Ukraine*
 Lviv, Ukraine
 Pottava, Ukraine
 Vinnytsia, Ukraine*
 Zhytomyr, Ukraine

Asia

Completed
 The Philippines

Ongoing
 Tbilisi, Georgia
 India*
 Ahmedabad, India
 Kochi, India*
 Nagpur, India
 Medan, Indonesia
 Abbottabad, Pakistan
 Mingora, Pakistan
 Peshawar, Pakistan
 Kurunegala, Sri Lanka
 Thailand

On hold
 Mandalay, Myanmar

Implemented by:



*Supported with non-SUMP/NUMP technical assistance or pilot project.





Service Areas

1. Mobility planning
2. **Capacity building**
3. Advocacy
4. Implementation support

Our offer

- ✓ We coordinate the development of new methodologies using resources from all partners (NUMP, emissions calculator)
- ✓ We deliver adapted training sessions on relevant topics (EN, FR, ES)
- ✓ We provide training materials to scale up capacity building activities
- ✓ Our knowledge platform hosts all the materials

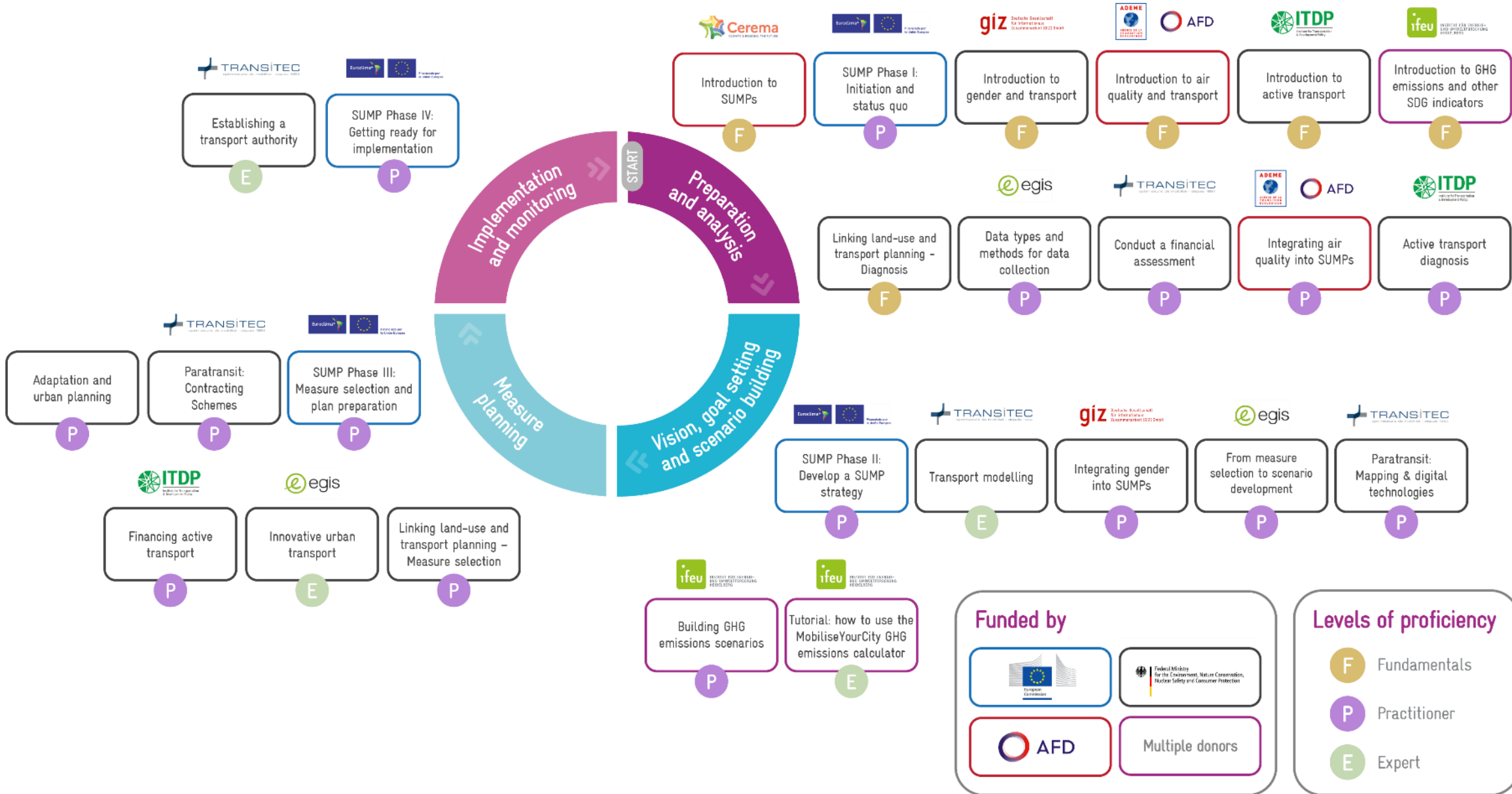


MobiliseYourCity's tools and methodologies



New MobiliseYourCity SUMP Guidelines coming soon!

MobiliseYourCity's training materials along the SUMP cycle



MobiliseYourCity's Knowledge Dissemination

Downloads of
MobiliseYourCity's
main knowledge products

13,511

Emissions Calculator

4,941

MobiliseYourCity Emissions Calculator: 4,114

MobiliseYourCity Monitoring and reporting Approach for GHG Emissions: 827

Build and compare scenarios based on the GHG mitigation impact

MobiliseYourCity Communication Products

3,328

Global Monitor: 1,094

Factsheets: 1,797

MobiliseYourCity tools and methodologies: 437

Showcasing the Partnership's achievements

Public Transport

2,100

AFD's Tramways as sustainable mass-transit systems: 1,106

MobiliseYourCity Paratransit toolkit: 830

EBRD's publications: Reforming Urban Bus Services and Going Electric: 164

Modernise and electrify public transportation

Sustainable Urban Mobility Plans (SUMP)

1,903

Model Terms of Reference: 701

Summaries and final reports: 1,056

Frequently asked questions: 146

All you need to successfully elaborate a SUMP

National Urban Mobility Policies and Investment Programmes (NUMP)

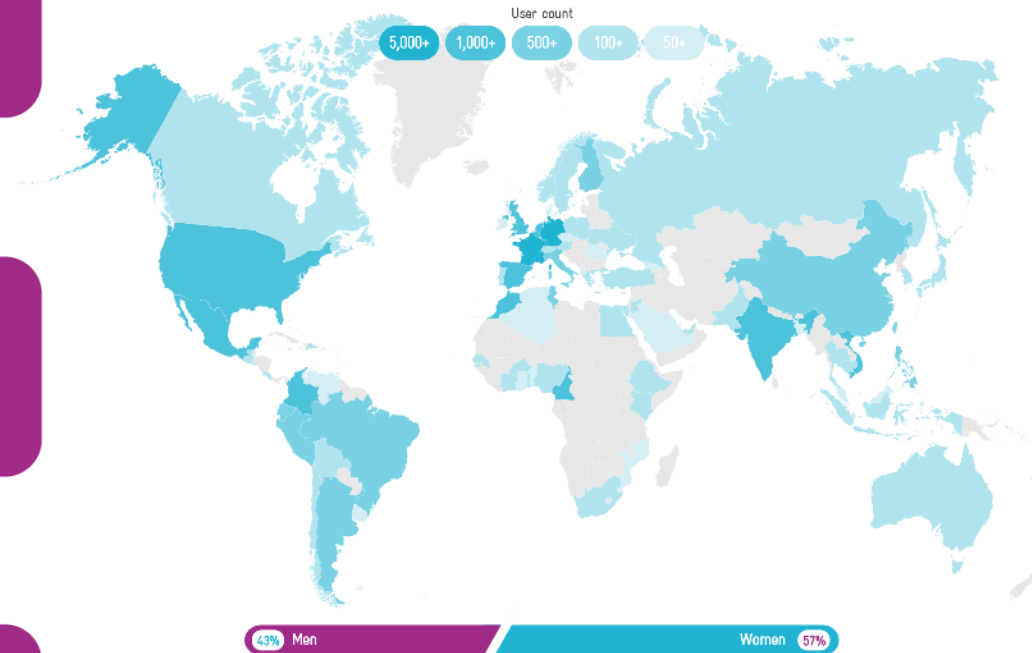
1,239

MobiliseYourCity Guidelines: 1,040

Model Terms of Reference: 199

Step by step guidance to develop a NUMP

Knowledge Platform users by country and gender



44.96% of total users from January to December 2021

THE CLIMATE IS
CHANGING 
SO SHOULD WE!
#ACTNOW

Service Areas

1. Mobility planning
2. Capacity building
3. **Advocacy**
4. Implementation support

Our offer

- ✓ We communicate local results to influence the global agenda and ensure mobility planning is placed prominently among the solutions
- ✓ We engage new partners and members to animate ambitious action
- ✓ We empowering local behavioural change through evidence-based messaging





Service Areas

1. Mobility planning
2. Capacity building
3. Advocacy
4. **Implementation support**

Our offer

- ✓ Identifying pilot projects on active modes, paratransit reform or governance
- ✓ Bringing together relevant partners
- ✓ Strengthening the methodological offer on these priority topics
- ✓ Raising awareness on these priority topics



Our impact: Contributing to low-carbon, safe and just cities


Leveraging finance from SUMP and NUMPs

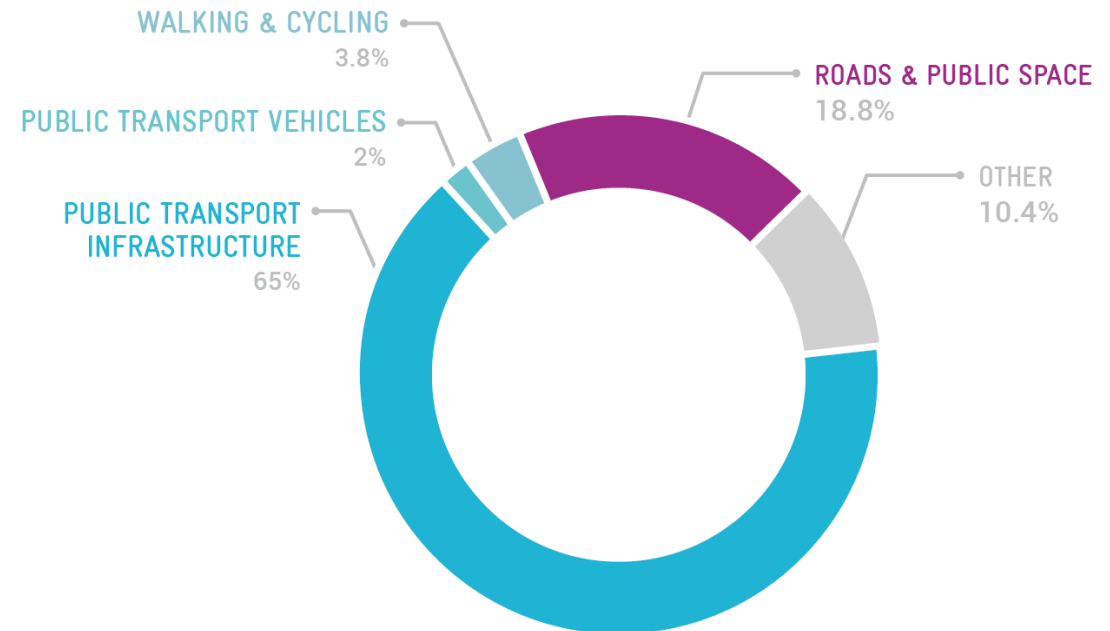
40 M€ Donor contribution

 COMPLETED

7 SUMPs

4 NUMPs

 An additional 22 SUMP and 5 NUMPs are currently being supported, which will increase the identified investment needs, leveraged finance and impacts.



14.9 B€ Identified investment needs

Leveraged finance

1.296 B€

DESTINATION

Countries 882 M€

Cities 414 M€

SOURCES

Domestic 29%

International loans 64%

International grants 7%

Financed investments

PUBLIC TRANSPORT VEHICLES

14%

550+ Buses (incl. BRT)

PUBLIC TRANSPORT INFRASTRUCTURE

68%

10 Metro and tram lines

12 BRT and bus corridors

34 Hubs, stations, depots

WALKING AND CYCLING

2%

ROADS AND PUBLIC SPACE

7%

Types of projects financed

OTHER

9%



The percentages represented in the pie charts cover SUMP's investments, which represent a total investment need of 9.983 B€.

7.52 MtCO₂e mitigation of annual GHG emissions in 2030 (compared to BAU)

7 Million people with improved access to public transport

+8% Modal share of sustainable transport modes (compared to BAU)

800 Lives saved annually through better road safety

✓ Improved job quality for transport workers

Projected impacts



Contributing to low-carbon, safe, and just cities

Keep in touch.



Check out our
annual report with
over 50 cities and
countries factsheets



Subscribe to
our trimestral
newsletter